

Facade Colour Card

The Tikkurila Facade colour card has 240 colours for masonry and wooden surfaces.

Remember, when choosing exterior colours that they look lighter and brighter on a large surface, when surrounded by strong natural colours than on a small model on the colour card against a white background.



4800

4801

4802

4803

4804

4805



4806

4807

4808

4809

4810

4811



4812

4813

4814

4815

4816

4817



4818

4819

4820

4821

4822

4823



4824

4825

4826

4827

4828

4829



4830 4831 4832 4833 4834 4835



4836 4837 4838 4839 4840 4841



4842 4843 4844 4845 4846 4847



4848 4849 4850 4851 4852 4853



4854 4855 4856 4857 4858 4859



4860 4861 4862 4863 4864 4865



4866 4867 4868 4869 4870 4871



4872 4873 4874 4875 4876 4877



4878 4879 4880 4881 4882 4883



4884 4885 4886 4887 4888 4889



4890 4891 4892 4893 4894 4895



4896 4897 4898 4899 4900 4901



4902 4903 4904 4905 4906 4907



4908 4909 4910 4911 4912 4913



4914 4915 4916 4917 4918 4919



4920 4921 4922 4923 4924 4925



4926 4927 4928 4929 4930 4931



4932 4933 4934 4935 4936 4937



4938 4939 4940 4941 4942 4943



4944 4945 4946 4947 4948 4949



4950 4951 4952 4953 4954 4955




4956 4957 4958 4959 4960 4961



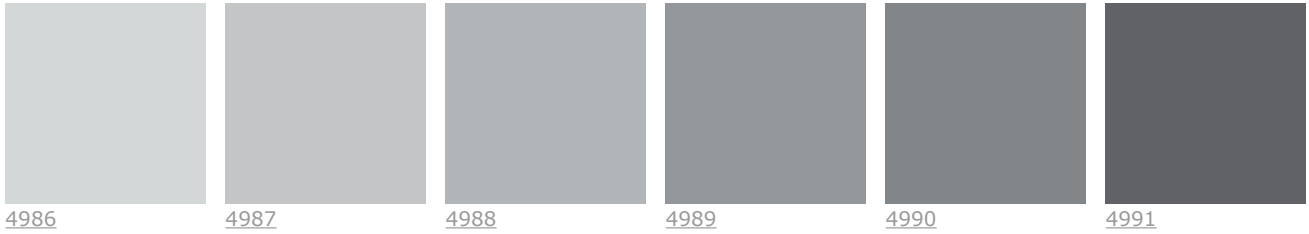
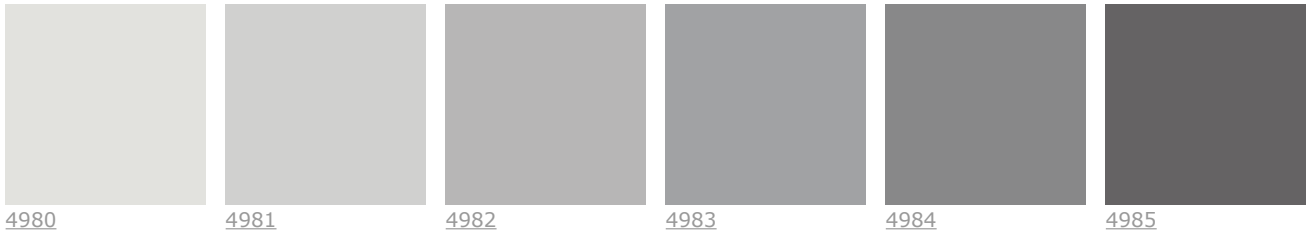
4962 4963 4964 4965 4966 4967



4968 4969 4970 4971 4972 4973



NOTICE!
The colours



displayed on the screen have been produced electronically. They are not an exact representation of real colour models, as the finish of the material, its gloss and lighting, as well as many other factors, affect our perception of colour. Always select the final colour with colour cards from your retailer in the surroundings and conditions for which you are making your choice.